

✉ info@certaups.com 03333 130251  
**www.CertaUPS.com**  
CertaUPS, Rotherside Road, Sheffield, S21 4HL

# CertaUPS

LINE INTERACTIVE  
800 - 3000VA

ONLINE DOUBLE  
CONVERSION  
3000VA - 20kVA

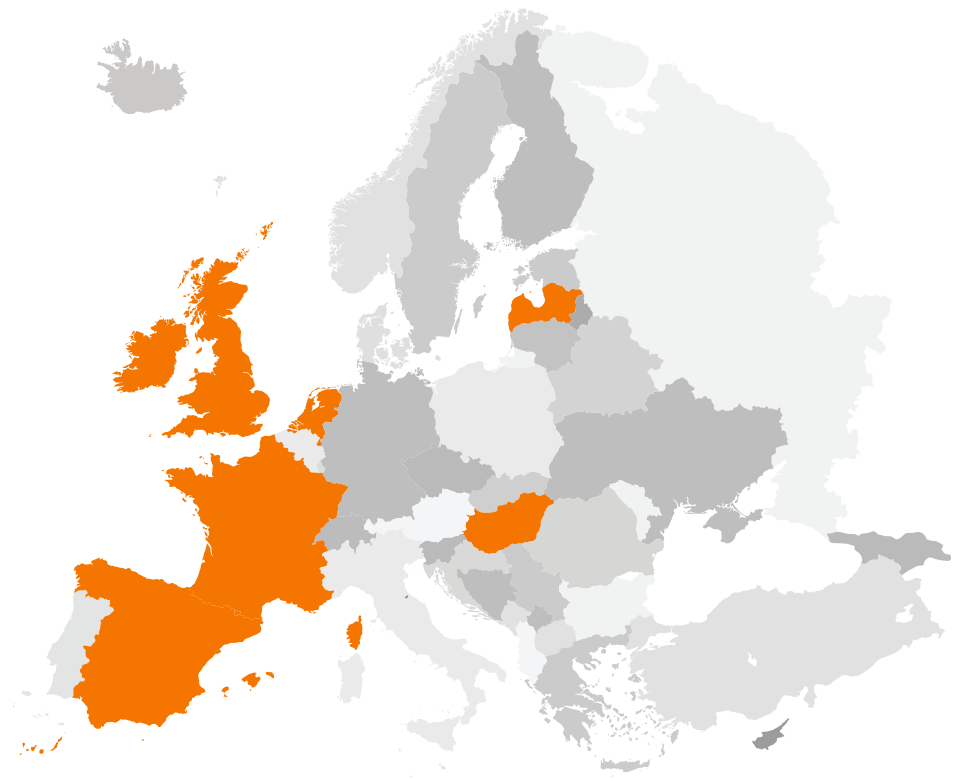
# CertaUPS

## WHY CHOOSE US?

CertaUPS backup power solutions have been designed and engineered to the highest quality and performance standards.

Tried and tested on all five continents, CertaUPS is celebrated worldwide for its cutting edge technology and superior component structure. Ticking all the boxes from design through to reliability, flexibility and affordability CertaUPS emergency power protection solutions are some of the most highly sought after across all industry sectors including hospitals, councils, IT and data centres.

Drawing on over 25 years of industry experience, CertaUPS has an unparalleled knowledge of the emergency power market. We are committed to always being ahead of the curve in terms of power protection technologies, which allows us to deliver leading edge solutions that meet not just the demands of today but also anticipate those of the future.



TRUSTED BY LEADING BRANDS AROUND THE WORLD



BANK OF ENGLAND



# CertaUPS SYSTEMS

CertaUPS has years of manufacturing and industry experience. It has designed and engineered all of its power protection solutions to deliver superior resilience for all critical loads. With continual investments being made in research and development, CertaUPS forward thinking means it delivers easy to use technology and provides a low cost of ownership.

As a global provider of UPS systems, CertaUPS has a large stock holding available for next day delivery making it perfectly placed to support the industry with industry leading warranties and technical support.

The CertaUPS 'C' range of critical power solutions encompasses a range of both tower and rackmountable UPS systems and backup power accessories for a plethora of applications.



# C60

## 800 - 2000VA Line Interactive



### Suggested applications: CCTV, EPOS and PC workstations

The C60 range is one of the most practical and compact UPS solutions available.

Compatible with most operating systems, the intuitive monitoring software provides safe shutdown in the event of an extended power failure with the UPS automatically restarting when power is restored.

#### Key Features

- Automatic start
- Intelligent monitoring software
- USB connectivity and HID Functionality
- Separate surge protected outlets
- Battery backed outlets



\* Image shown is reverse of C60-800

1. AC input
2. C13 IEC outlets
3. C13 surge only outlet
4. USB connectivity
5. Telephone protection



MODELS	C60-800	C60-1000	C60-1500	C60-2000
Power (VA) max	800	1000	1500	2000
Power (W) max	480	600	900	1200
Dimensions W x D x H (mm)	100 x 285 x 142	146 x 350 x 160	146 x 397 x 205	
AC Outlets	4 x IEC C13		6 x IEC C13	



# C200

1000 - 2000VA Line Interactive



Suggested applications:  
CCTV, alarm systems, EPOS and small office networks

The C200 UPS produces a pure sinewave output making it perfect for supporting critical loads. The C200 units include an AVR (Automatic Voltage Regulator) as standard, making them extremely effective even in poor mains supply conditions. With a wide input voltage window the UPS regulates a precise output voltage without switching to battery power.

## Key Features

- Auto shutdown in the event of mains failure
- Pure sinewave output when operating in battery mode
- Inbuilt protection for modem and telephone
- PWM-based controller
- HID functionality



\* Image shown is reverse of CRT200-1000

1. AC input
2. C13 IEC outlets
3. C13 surge only outlet
4. USB connectivity
5. Telephone protection



MODELS	C200-1000	C200-1500	C200-2000
Power (VA) max	1000	1500	2000
Power (W) max	700	1050	1400
Dimensions W x D x H (mm)	146 x 350 x 160	146 x 397 x 205	
AC Outlets	4 x IEC C13	6 x IEC C13	



# C300R

1000 - 3000VA Line Interactive

Suggested applications:  
Telephone and security systems, IT servers and networks

The C300R range only takes 2U of rack space in a rackmount form and includes internal batteries for standard runtimes.

Encompassing all the key features of a smart, line interactive, single phase UPS solution, the C300R is affordable, reliable and flexible. Its rack mountable and floor standing ergonomics give the C300R maximum installation flexibility.

## Key Features

- 0.9 output power factor
- Expandable runtime with additional battery modules
- Network management for alerts and scheduled shutdown
- Serial, USB, NMC, Modbus and Relay connectivity
- Rackmount rails included



MODELS	C300R-010-B	C300R-015-B	C300R-020-B	C300R-030-B
Power (VA) max	1000	1500	2000	3000
Power (W) max	900	1350	1800	2700
Dimensions W x D x H (mm)	438 x 430 x 86.5 (2U)		438 x 600 x 86.5 (2U)	
AC Outlets	8 x IEC C13		8 x IEC C13 + 1 x IEC C19	



1. AC input
2. 8 x C13 IEC outlets
3. 1 x C19 IEC outlet
4. Intelligent port
5. USB / RS232
6. Telephone protection

\* Image shown is reverse of CRT300R-030-B



# Li400R

1000VA 1U Lithium-ion

# Li400R

1000 - 3000VA 2U Lithium-ion

## Suggested applications:

Servers & storage, micro data centres, telecoms & CCTV

The compact lithium-ion solutions take up half the rack space of a conventional system when comparing like for like on battery runtime.

Additional resilience is achieved through the hot swappable batteries that deliver double the expected design life when compared to traditional VRLA batteries and allows for engineering works to be quickly undertaken without the need for a system shutdown.


### Key Features

- Hot swappable battery design
- Lithium-ion batteries
- Rackmount or tower compact 1U and 2U design
- Low input THDi
- Higher output crest ratio 3:1
- Adjustable charging current
- ECO mode energy saving
- Twice the energy density as a VRLA battery

MODELS	Li400R-1000-1U	Li400R-1000-2U	Li400R-1500-2U	Li400R-2000-2U	Li400R-3000-2U
Power (VA) max	1000	1000	1500	2000	3000
Power (W) max	800	900	1400	1900	2900
Dimensions W x D x H (mm)	410 x 477 x 44		410 x 438 x 88		
AC Outlets	3 x IEC C13		8 x IEC C13		



1. AC input
2. C13 IEC outlets
3. USB connectivity
4. Intelligent port



\* Image shown is reverse of Li400R-1400-2U



# C400

## 1000 - 3000VA Online Double Conversion

Suggested applications:  
Small to medium sized IT systems, telecom centres  
and security facilities

The C400 series presents the next generation of true online double conversion UPS solutions.

Though sophisticated in design, the C400 units are delivered ready for immediate use. The C400 excels in protecting critical loads requiring true uninterrupted power.

### Key Features

- Eco mode function
- Network management for alerts and scheduled shutdowns
- USB connectivity
- HID functionality
- Extendable runtime with additional battery modules



\* Image shown is reverse of C400-010-C

1. AC input
2. 3 x C13 IEC outlets
3. Intelligent port
4. USB connectivity
5. Battery connector



MODELS	C400-010-B	C400-010-C	C400-020-B	C400-020-C	C400-030-B	C400-030-C
Power (VA) max	1000		2000		3000	
Power (W) max	900		1800		2700	
Dimensions W x D x H (mm)	145 x 400 x 200		192 x 460 x 347			
AC Outlets	3 x IEC C13		6 x IEC C13		4 x IEC C13, 1 x IEC C19	



# C400R

## 1000 - 3000VA Online Double Conversion



Suggested applications:  
Servers & Storage, Telecoms & CCTV

The C400R series has been designed to deliver maximum user flexibility. Its compact and ergonomic rack mountable and floor standing design makes it an ideal fit for many server cabinets, particularly in 2000VA and 3000VA configurations.

Affordable, functional and reliable, the C400R also features interactive software, which is compatible with a wide range of operating systems.

### Key Features

- High efficiency up to 95%
- 0.9 output power factor
- Expandable runtime with additional battery modules
- Rackmount of Tower compact 2U convertible design
- Energy saving mode
- Pure sinewave output
- Eco mode function
- HID Functionality
- Rackmount rails included



\* Image shown is reverse of C400R-030-B

1. AC input
2. C13 IEC outlets
3. C19 IEC outlets
4. Intelligent port
5. USB / RS232

MODELS	C400R-010-B	C400R-010-C	C400R-020-B	C400R-020-C	C400R-030-B	C400R-030-C
Power (VA) max	1000		2000		3000	
Power (W) max	900		1800		2700	
Dimensions W x D x H (mm)	438 x 436 x 86.5 (2U)				438 x 604 x 86.5 (2U)	
AC Outlets	8 x IEC C13				8 x IEC C13 + 1 x IEC C19	



# C550R

## 6 - 10kVA Online Double Conversion



### Suggested applications:


Small data centres, server rooms, IT facilities, telecoms and networking

When positioned in a rackmount form, the C550R has a capacity of 6kVA/6kW contained within 3U and 10kVA/10kW contained within 5U. The C550R includes internal batteries providing standard runtimes and a unity power factor.

For a more resilient solution, an additional UPS unit can also be connected in parallel to share the critical load or provide N+1 redundancy.

### Key Features

- Eco-mode function
- Unity power factor
- Network management for alerts & scheduled shutdowns
- USB connectivity & HID functionality
- Expandable runtime with additional battery modules
- Rackmount rails included



1. input breaker
2. C13 IEC outlets
3. Intelligent slot
4. USB / RS232
5. Battery connection terminal
6. Parallel port

\* Image shown is reverse of C550R-100-C



MODELS	C550R-060-B	C550R-060-C	C550R-100-B	C550R-100-C
Power (VA) max		6000		10000
Power (W) max		6000		10000
Dimensions W x D x H (mm)		438 x 573 x 215		438 x 573 x 215

# C550

6 - 10kVA Online double conversion

# C500E

10 - 20kVA Online double conversion



## Suggested applications:

Sever rooms and small data centre environments

The C550 can be installed with internal batteries as standard. This removes the need for external battery cabinets on standard run times, enabling you to maximise valuable floor space.

Additional flexibility is achieved for the C500E through its sophisticated design. The selectable input between single phase and three phase allows users to retain electrical infrastructure and save costs where applicable.


## Key Features

- Wide input voltage window
- Selectable output voltage
- Frequency converter feature
- EPO connection
- Future expansion or redundancy
- Plug n play parallel kits
- Internal manual bypass
- Small footprint
- 3 Phase / 1 Phase input option as standard on C500E



1. Input / output terminals (hardwired)
2. Input breakers
3. Intelligent port
4. AS400 / USB / RS232
5. Parallel port
6. Maintenance bypass

\* Image shown is reverse of C500E-200



MODELS	C550-060-B	C550-060-C	C550-100-B	C550-100-C	C500E-100	C500E-200
Power (VA) max	6000		10000			20000
Power (W) max	6000		10000		8000	18000
Input/output phase	1/1		1/1		1/1 or 1/3	1/1 or 1/3
Dimensions W x D x H (mm)	220 x 492x 589				350 x 650 x 890	
AC Outlets	Hardwired					





# CMDC

## 24-33U MICRO DATA CENTRE

Suggested applications:  
Edge data centres, AI & IoT, IT rooms and non-climate controlled environments

Designed in either 24U or 33Us, CertaUPS' compact micro modular data centre is a fully integrated, customisable and self contained unit for edge computing that incorporates a 19" rack, UPS power system, PDU, and an autonomous cooling system.

### Key Features

- Ideal for non-climate controlled rooms
- Integrated access control & camera monitoring portal
- Lower Total Cost of Ownership (TCO)
- Self contained, top mount precision cooling unit with no external pipes required
- Self contained DCIM
- Physically secure with integrated access control
- Plug and play



\*Image shows 33U CMDC

1. UPS power system
2. Top mount air-conditioning unit
3. Electromagnetic locking front door
4. 33U rack
5. PDU
6. 10" touch screen control panel



MODELS	CMDC-24U	CMDC-33U
Power (VA) max	3000	6000
Available RMU	19	26
Dimensions W x D x H (mm)	600 x 1100 x 1590	600 x 1100 x 2000
Weight (Kg)	190	374
Cooling capacity (kW)	2.5	3.5



# SOFTWARE



CertaUPS provides all of its partners and clients with intelligent UPS software support with no ongoing license fees or upfront charges.

With the most advanced capabilities on the market, our software delivers cutting edge server shutdown capabilities and is fully configurable for controlled shutdown of IT equipment following a mains failure.

It is compatible with a wide range of virtualised environments including VMware, Xenserver, Virtualbox and Hyper-V.

Software from CertaUPS allows monitoring of up to 1000 online UPS devices through a client's internal network and in doing so provides graphical data on the flow of power through each UPS individually.

All CertaUPS solutions can be monitored 24/7, where the status of a UPS can be sent via email and SMS notifications.

# ACCESSORIES

## METERED INPUT POWER DISTRIBUTION UNIT (PDU)

The CertaUPS PDU, CMPDU, is a smart unit that can monitor the load level locally and avoid potential overloads with an integrated digital current meter, providing complete shutdown and metering for devices. The PDU delivers accurate power measurements from each individual leveling outlet and branch circuit including; kWh, Watts, Amperage and Volts.


The CMDPU is available in two output power options; 16A or 24A, each with the most advanced capabilities on the market. The 24A includes 36x 10amp sockets and 6x 16amp sockets, while the 16A version includes 18x 10amp sockets and 2x 16amp sockets. The design of both units is compact and ergonomic, ideal for vertical mounting in a server rack/cabinet.

### Key Features

- Integrated IEC outlet grip
- Daisy chain up to 8 PDUs from one IP address
- Colour coded outlet sections match circuit breakers
- Flexible installation options
- Advanced LCD display
- Low profile form factor

MODELS		16A	24A
Outlets	IEC 60320 C13	18	36
	IEC 60320 C19	2	6
Plug		(1) IEC-320-C20	(1) 309-332P 6W
Dimensions W x D x H (mm)		52 x 53 x 902	52 x 53 x 1689
Circuit breakers		n/a	(2) 20A 2-pole listed
Cable length		3m	

1. LCD display
2. Section A
3. Section B
4. Colour coded outlet sections
5. Daisy chain
6. IEC 60320 C13
7. IEC 60320 C19
8. Flexible installation options
9. 3m cable





# 16A AUTOMATIC TRANSFER SWITCH (ATS)

The CertaUPS 16A ATS offers redundancy in power supply to electrical equipment thanks to a dual input feed. The ATS is supplied with mounting brackets for easy installation into 19" server cabinets, taking only 1U in space.

CertaUPS has designed the ATS to perform as expected, with the mains input being the primary source of power to the equipment. Should the supply become unavailable for any reason the ATS will react automatically to transfer the load to the secondary supply line.

Not only is the exchange automatic, it transfers loads in 9-12 ms ensuring power to the critical load in an optimal timeframe

Additional functions when using the ATS panel are the multiple outlets, meaning the switch can be utilised as a power distribution unit (PDU)

With various connectivity options available, the 16AATS panel will also communicate with IT equipment, sending alerts when changes are made in the status of the ATS itself. The relay switch and USB connectivity are standard although there is also the option to utilise an additional network management card.


- 1. AC input (A supply)
- 2. AC input (B supply)
- 3. Output bank 1 4 x C13 IEC outlets
- 4. Output bank 2 4 x C13 IEC outlets
- 5. Output 3 C19 IEC outlet
- 6. Intelligent port
- 7. USB port
- 8. RS232 port
- 9. Relay contacts



\*Image shows front and rear of ATS

# SNMP

One of the most valuable accessories available with CertaUPS products, the Network Management Card (NMC)/SNMP allows interface between your CertaUPS unit and IT hardware. This heightened level of communication allows CertaUPS equipment users to configure shutdown parameters on critical IT equipment, during a mains failure, safely protecting sensitive equipment during extended power outages. The NMC transmits data over your internal network; information including alarms, performance, notifications based on a change in UPS status, etc can be viewed. This key information can be emailed or transferred via SMS directly from the NMC.



## EMP

The CertaUPS Environmental Monitoring Probe (EMP) is a plugin device which works in tandem with the CertaUPS NMC card. With this additional piece of equipment users are able to monitor the temperature and humidity within the immediate vicinity of the CertaUPS product. Limits can be set on the EMP, so that any fluctuation outside of these parameters will result in event logs being created. This data can be invaluable to maintaining a healthy environment for your UPS and other key pieces of electrical equipment, allowing site management to react to problematic conditions quickly and effectively.

## RELAY CARD

Also known as a dry contact card, volt-free contact card, AS400 card and other names along the way. This device offers configurable contacts for the provision of various status events relating to the CertaUPS unit. All contacts can be configured to normally open or normally closed as standard.

## MODBUS

This product delivers a gateway to monitor the CertaUPS product in great details, via a building management system. In a similar way to SNMP connectivity, the Modbus card will allow the UPS to be monitored in real time, alerting the client of any power problems.

## BYPASS

Still one of the most underused products to install with CertaUPS products and one of the most important for business continuity. The Maintenance Bypass Switch or External Wraparound Bypass Switch offers clients the flexibility to safely remove the CertaUPS unit without disrupting the load. Once the bypass is enabled, the UPS can be removed safely to allow clients and UPS professionals in general to service, maintain or replace the product. With no interruption to business continuity, a bypass switch should be at the top of the accessory wish list.



# ACCESSORIES FULL PRODUCT AVAILABILITY

PART NUMBER	DESCRIPTION	C300R	C400	C400R	C500	C500R	C500E
C-NMC	Internal SNMP Card	✓		✓	✓	✓	✓
C-NMC (Mini)	Internal SNMP Card		✓				
C-EMP	External Temperature & humidity sensor (C-NMC required)		✓	✓	✓	✓	✓
C-RELAY	Internal programmable hardwired relay card			✓	✓	✓	✓
C300R-RELAY	Internal programmable hardwired relay card	✓					
C-RELAY (Mini)	Internal programmable hardwired relay card		✓				
C-DB9RELAY	Internal DB9 relay card			✓	✓	✓	✓
C300R-DB9RELAY	Internal DB9 relay card for C300R	✓					
C-DB9REL (Mini)	Internal DB9 relay card		✓				
C-MODBUS	Internal RS485 Modbus Card			✓	✓	✓	✓
C-MODBUS (Mini)	Internal RS485 Modbus Card		✓				
C-RAILS*	Mounting rails for installation into 19" server rack	✓		✓			
C500R-RAILS	Mounting rails for installation into 19" server rack					✓	
ATS-16A	16A Automatic Transfer Switch 1U	✓		✓		✓	
MBSTOWER 1-3	External maintenance bypass switch 1-3kVA Plug n Play	✓	✓	✓			
MBSRACK 1-3	External rackmount maintenance bypass switch 1U 1-3kVA Plug n Play	✓		✓			
MBSRACK 6-10	External rackmount maintenance bypass switch 2U 6-10kVA					✓	
WBYP6	6kVA (32A) Wallmounted maintenance bypass switch (300W x 500H x 200D)				✓	✓	
WBYP10	10kVA (63A) Wallmounted maintenance bypass switch (300W x 500H x 200D)				✓	✓	✓
WBYP20	20kVA (125A) Wallmounted maintenance bypass switch (500W x 500H x 200D)						✓
WBYP1031	10kVA (63A) Wallmounted maintenance bypass switch 3/1 phase (300W x 500H x 200D)						✓
WBYP2031	20kVA (125A) Wallmounted maintenance bypass switch 3/1 phase (500W x 500H x 200D)						✓



# GLOSSARY

## UPS TECHNICAL TERMS

TERM	DEFINITION	A LITTLE MORE...
Autonomy Rating	Also known as backup or discharge time, battery autonomy is a measure of the time for which the battery will support the critical load during a mains failure.	Autonomy is a function of battery charge state, capacity and load size. The autonomy should provide enough time for critical loads to be supported in a mains failure or shut down without data loss or equipment damage.
External Battery Module (EBM)	Extra battery strings mounted in modules allowing greater autonomy.	A longer autonomy can be achieved for loads requiring extended protection. Configurable to meet customers' needs.
Hot Swappable	A hot swap is the replacement of the UPS batteries while the UPS is remains in operation.	Engineering works can be quickly and safely undertaken without the need for a system shutdown.
kVA Rating	Stands for kilovolt-ampere and is the unit of apparent power that the UPS produces. It is used in an equation with Watts to identify the power factor of the UPS system.	1kVA is 1000VA (volt-amps). Allows for quick and easy UPS selection relating to the load and its power requirements.
Lithium-ion	Lithium-ion batteries are rechargeable batteries with a high energy density.	Lithium-ion batteries are significantly lighter than other kinds of rechargeable batteries of similar size such as VRLA.
Load	The electrical device connected to a power source is referred to as the 'load'.	In terms of the UPS, the load is the required amount of current from the attached equipment.
Line Interactive	Mains power flows via the bypass line directly to the load. There may be a 5-10 millisecond gap before the UPS provides power if the mains fail.	Mains power is regulated via an 'AVR'. This 'flattens' out power fluctuations ensuring supply is even and at the right level.
Power Factor	The relationship between the stated 'kVA' rating and the amount of power required from the UPS.	The power factor can be either lagging or leading, the higher the power factor the more output the UPS is capable of.
Rackmountable	The UPS is able to fit into a server rack.	Saves valuable floor space in crowded server environments. The space available in server racks is measured in 'U'.
Single Phase	A single phase supply consists of a single sine wave at the fundamental frequency.	Most small power hardware including rack mounted servers, telecoms, network switches, computer systems or any device running from a standard 3 pin UK plug, operate from a single phase supply.
Three Phase	A supply consisting of three single phase, each 120 degrees out of phase from one another.	A 3 phase electrical supply comprises of three individual sine waves and can be installed as either a 3 wire or 3 wire & neutral configuration. A three phase source would typically come from a local transformer, with the standard three phase voltage being 400/415 VAC (UK 3 phase).
Tower	A tower UPS is a standalone system that does not require a rack.	Most rackmount UPS systems come with a stand allowing them to become standalone units.



Fan 1

Fan 2

Fan 3

Slot 1

Slot 2

Slot 3

Slot 4

Slot 5

Slot 6

LNK/ACT LFS 10/100/1000

✉ [info@certaups.com](mailto:info@certaups.com) 03333 130251  
**[www.certaups.com](http://www.certaups.com)**  
CertaUPS, Rotherside Road, Sheffield, S21 4HL

# CertaUPS