

product guide

ZoneFlex Indoor AP



FEATURE	H500	R300	R500*	R600*	R700	R710
DESCRIPTION	Dual-band Universal wall mounted 5 port Gigabit Wi-Fi switch	802.11n dual concurrent entry level APs	Mid-range 802.11ac dual concurrent AP with BeamFlex +	Mid-range 802.11ac dual concurrent AP with BeamFlex +	High-end 802.11ac Wave 1 dual concurrent AP with BeamFlex +	High-end 802.11ac Wave 2 dual concurrent AP with BeamFlex +
Maximum PHY rate	867 Mbps (5GHz) 300 Mbps (2.4GHz)	300 Mbps (5GHz) 300 Mbps (2.4GHz)	867 Mbps (5GHz) 300 Mbps (2.4GHz)	1300 Mbps (5GHz) 450 Mbps (2.4GHz)	1300 Mbps (5GHz) 450 Mbps (2.4GHz)	1733 Mbps (5GHz) 800 Mbps (2.4GHz)
Wi-Fi technology	802.11ac (5GHz) 802.11n (2.4GHz)	802.11n (2.4/5GHz)	802.11ac (5GHz) 802.11n (2.4GHz)	802.11ac (5GHz) 802.11n (2.4GHz)	802.11ac (5GHz) 802.11n (2.4GHz)	802.11ac (5GHz) 802.11n (2.4GHz)
Concurrent users	100	250	512	512	512	512
Radio chains:streams	2x2:2	2x2:2	2x2:2	3x3:3	3x3:3	4x4:4
Antenna elements	4	12	12	18	21	24
Antenna patterns	8	128	128	1000+	3000+	4000+
BeamFlex gains	2 dB Tx / 3-5dB Rx	4 dB Tx	4 dB Tx / 3-5dB Rx	6 dB Tx / 3-5dB Rx	6 dB Tx / 3-5dB Rx	6 dB Tx / 3-5dB Rx
Interference mitigation	Up to 5dB	Up to 10 dB	Up to 10 dB	Up to 15 dB	Up to 15 dB	Up to 15 dB
Polarization	Dual	Vertical	Dual	Dual	Dual	Dual
Rx sensitivity (2.4/5GHz)	-99/-96 dBm	-101/-97 dBm	-100/-95 dBm	-100/-95 dBm	-99 dBm	-104 dBm
ChannelFly	✓	✓	✓	✓	✓	✓
Smart meshing	✓	—	✓	✓	✓	✓
Ethernet ports	5	1	2	2	2	2
SKU/Part Number	901-H500-XX00	901-R300-XXYY	901-R500-XX00	901-R600-XX00	901-R700-XX00	901-R710-XX00








*Supports Ruckus controller-less Unleashed product

product guide

ZoneFlex Outdoor AP and Bridges



FEATURE	T300 Series	T301 Series	ZF7781CM	ZF7782	ZF7782-S	ZF7782-N	P300
DESCRIPTION	Enterprise class 802.11ac AP with integrated omni or external antennas (5GHz)	Enterprise class 802.11ac AP with 120° or 30° directional integrated antennas	High-end DOCSIS 3.0 802.11n AP	High-end carrier class 802.11n AP	High-end carrier class sectorized 120° AP	Carrier class 802.11n very high density AP	Point-to-Point / Multi-point bridge
Maximum PHY rate	867 Mbps (5GHz) 300 Mbps (2.4GHz)	867 Mbps (5GHz) 300 Mbps (2.4GHz)	450 Mbps (5GHz) 450 Mbps (2.4GHz)	450 Mbps (5GHz) 450 Mbps (2.4GHz)	450 Mbps (5GHz) 450 Mbps (2.4GHz)	300 Mbps (5GHz) 300 Mbps (2.4GHz)	867 Mbps (5GHz)
Wi-Fi technology	802.11ac (5GHz), 802.11n (2.4GHz)	802.11ac (5GHz), 802.11n (2.4GHz)	802.11n (2.4/5GHz)	802.11n (2.4/5GHz)	802.11n (2.4/5GHz)	802.11n (2.4/5GHz)	802.11ac (5GHz)
Concurrent users	512	512	512	512	512	512	—
Radio chains:streams	2x2:2	2x2:2	3x3:3	3x3:3	3x3:3	2x2:2	2x2:2
Antenna elements	12	4	48	48	12	2	PTP, PTMP
Antenna patterns	128 (omni)	8	4000+	4000+	16+	2	—
BeamFlex gains	4dB Tx / 3-4dB Rx	4dB Tx / 3-4dB Rx	6dB Tx / 3-4dB Rx	6dB Tx / 3-4dB Rx	6dB Tx / 3-4dB Rx	6dB Tx / 3-4dB Rx	—
Interference mitigation	Up to 10dB	Up to 10dB	Up to 15dB	Up to 15dB	Up to 15dB	Up to 15dB	—
Polarization (vert/horz)	Dual	Dual	Dual	Dual	Dual	Dual	Dual
Rx sensitivity (2.4/5GHz)	-100/-95 dBm	-100/-94 dBm	-101/-96 dBm	-101/-96 dBm	-101/-96 dBm	-101/-96 dBm	-96 dBm
ChannelFly	✓	✓	✓	✓	✓	✓	✓
Smart meshing	Future software release	Future software release	✓	✓	✓	✓	—
Ethernet ports	1	1	1	2	2	2	1
SKU/Part Number	901-T300-XX01 or XX81 for E	901-T301-XX61 or XX51 for S	901-7781-XXCM	901-7782-XX01	901-7782-XX51	901-7782-XX61	901-P300-XX01 or -XX02

	ZONEDIRECTOR CONTROLLER	SMARTZONE CONTROLLER	SMARTCELL GATEWAY	UNLEASHED	VIRTUAL SMARTZONE CONTROLLER	
CONTROLLERS	 1200	 100	 200	  R500 R600	 vSZ-E	 vSZ-H
Number of APs supported	5 Min. then granular per AP	Up to 1,024 / 3,000 cluster	Up to 10,000	Up to 24	1,024, 3K w/cluster	10K, 30K w/cluster
Clients	Up to 2,000	Up to 25,000 / 60,000 cluster	Up to 100,000		25K/60K per cluster	100K/300K per cluster
Physical size	25 cm (L), 15.93 cm (W), 3.16 cm (H)	1RU: 438 MM (W) x 292.1 MM (D) x 44 MM (H); 17.25"(W) x 11.5"(D) x 1.73"(H)	50.8 cm (L), 45.53 cm (W), 8.76 cm (H) 40 Lbs. (18.14 kilograms) 2RU rack mountable	N/A	N/A	N/A
Ethernet ports	2 ports, auto MDX, auto-sensing, 10/100/1000 Mbps, RJ-45	1GE Model: 4 Gigabit Ethernet ports; 10GE Model: 2 x 10Gigabit Ethernet ports and 4 Gigabit Ethernet Ports	Two 10 GigE data ports Serial ports, RJ-45 (one front, one back)	N/A	1 vNIC	1 or 3 vNIC
Authentication support	802.1X, Local database ActiveDirectory, RADIUS, LDAP	802.1X, MAC address	See Data Sheet	Local database or AAA server	802.1x, Local database, Active Directory, RADIUS, LDAP	802.1x, Local database, Active Directory, RADIUS, LDAP
Guest networking/captive portal	✓	✓	✓	✓	✓	✓
DHCP server	✓	✓	✓	✓	✓	✓
AP discovery and control	L2/L3	L2/L3	L2/L3	✓	L2/L3	L2/L3
SSID/WLAN support	256	2,048 / 2,048 cluster	10,000 with SCI (2,500 stand alone)	16	2,048	6,000
Remote management	Web GUI, FlexMaster	Web GUI, CLI, SCI	Web GUI, CLI, SCI	Web Gui, CLI	Web GUI, FlexMaster	Web GUI, FlexMaster
Management protocol(s)	SNMP v3	SNMP v3	SNMP v3	SNMP v3	SNMP v3	SNMP v3
VLAN support	802.1Q (per BSSID), Dynamic VLANs	802.1Q (per BSSID), Dynamic VLANs	802.1Q (per BSSID), Dynamic VLANs	802.1q, Dynamic VLANs	VLAN Support	VLAN Support
Deployment	Out of datapath	Out of datapath	Out of datapath	N/A	N/A	N/A
Power supply	110-240 VAC 12 VDC, 1A	DC or AC, redundant, hot swappable	DC or AC, dual redundant, hot swappable	PoE	N/A	N/A
Fans	—	Redundant, hot swappable	Six redundant, field hot swappable	N/A	N/A	N/A
SKU / Part Number	901-1205-XX00	1GE: P01-S104-XX00 10GE: P01-S124-XX00 AP Lic: L09-0001-SG00	901-S20J-WW10/00	9U1-R500-WW00 9U1-R600-WW00	L09-VSCG-WW00	L09-VSCG-WW00